

## Choice Time

10:00 – 11:30

Week 3

### 1) Read or listen to new books by Eric Carle.

A brief interview with Eric Carle for adults


<https://www.youtube.com/watch?v=wGo-QkHTbUY>

*The Artist Who Painted a Blue Horse*

<https://www.youtube.com/watch?v=u8EP4EJ5oE>

*The Secret Birthday Message*


<https://www.youtube.com/watch?v=uZcLerbkQcQ>



### 2) Read or listen to a new book about color.


*A Color of His Own* by Leo Lionni

<https://www.youtube.com/watch?v=Y8rab-HcTN0>




### 3) Read *Who Do You See?* - the special book about our class.

### 4) Create drawings that include different kinds of lines.



Sign your art by writing your name with a pencil on the back of your drawing.



### 5) Go on a "line hunt" either inside or outside.

Look for parallel, intersecting, curved, and spiral lines. Take pictures of them to share with the class.



5) Grow a potato vine.

Suspend your potato in water and watch to see if it grows roots or leaves in a few weeks.



6) Play the card game "More".

Challenge – Can you count the number of cards each person has at the end of the game?




7) Design with your natural materials

You can design "things" like animals, flowers, cars, houses, and people; or you can make an abstract design.



8) Play Alphabet Bingo.

Challenge – Can you think of a word that starts with each letter you cover on your card?



9) Sing the "Apples and Bananas" song with Rafi.

<https://www.youtube.com/watch?v=AyiEF53jvoY>

9) Dance!

Do the "Wiggy Waggles Freeze Dance". "Freeze" whenever the music stops!

<https://www.youtube.com/watch?v=DA63mbCkJ24>

## Choice Time


10:00 – 11:30

Week 5

### 1) Read or listen to books


*Caps for Sale* by Esphyr Slobodkina

<https://www.youtube.com/watch?v=JR-sZlgGhe8>




*Not a Box* by Antoinette Portis

<https://www.youtube.com/watch?v=Nif94VQ4Xsc>




*Pete the Cat: I Love My White Shoes*  
by Eric Litwin

[https://www.youtube.com/watch?v=fj\\_z6zGQVyM](https://www.youtube.com/watch?v=fj_z6zGQVyM)



### 2) Read our new class book about lines.



### 3) Watch a time-lapse video of a sunflower growing from a seed to a flower.

<https://www.youtube.com/watch?v=Z-iPp6yn0hw>




### 4) Do some sunflower research. I wonder...

*Why are they called sunflowers?*

*How tall sunflowers can grow?*

*Are all sunflowers yellow?*

*What do you wonder?*



- 5) Take your sunflower head out of the bag, take a picture of it, and watch to see if it changes during the week.



- 6) Put your sunflower with a stem in a vase with water.  
*Gently touch the petals and the center of the flower. How do they feel?*  
*How is this sunflower different from the sunflower head?*

- 7) Using your markers (in Learning Materials 1) and drawing paper, look carefully at your real sunflower and reference photos and draw pictures of sunflowers.

*What do you notice about the shape and color of the center of the sunflower?*


*What do you notice about the shape and color of the petals?*



- 9) Build with your recycled materials, and the recycled materials your family has been saving.  
You could add color to them with markers, oil pastels, or paint.



- 10) Play Alphabet Bingo.  
Challenge – Can you name some of the lower-case letters?



- 11) Sing the “Apples and Bananas” song with Rafi.  
<https://www.youtube.com/watch?v=AyiEF53jvoY>

## Choice Time


10:00 – 11:30

Week 8

### 1) Read or listen to books about Halloween and trees


Winnie the Witch by Kokry Paul and Valerie Thomas

[https://www.youtube.com/watch?v=rg\\_4k7fnFjQ](https://www.youtube.com/watch?v=rg_4k7fnFjQ)




The Humbug Witch by Lorna Balian

<https://www.youtube.com/watch?v=TPxiNcTpet4>



It's Pumpkin Time by Zoe Hall


[https://www.youtube.com/watch?v=vV\\_YMKGb0EU](https://www.youtube.com/watch?v=vV_YMKGb0EU)



The Forever Tree

by Tereasa Surratt and Donna Lukas

<https://www.youtube.com/watch?v=TKnUHID7IV8>



Read about the real tree and tree house at Camp Wandawega in Elkorn, Wisconsin, that inspired the book.  
<https://www.wandawega.com/tour/treehouse/>



### 2) Do some research to learn more about trees

I wonder...

What kinds of trees did your leaves come from?

What kind of trees can you see from your windows?

What do you notice about the bark from Ms. Bell's tree?

How old can trees be? Why do they have bark?

Can you be friends with a tree?



What do you wonder?

### 3) Watch a 30-second video of a maple leaf changing color.

<https://www.youtube.com/watch?v=V5ipbamHZyY>




- 4) Use tubes from your Learning Packet and recycled materials to make a ball run. You can decorate the tubes with paint or markers. Ask a grownup to help and follow the Ball Run Directions.

How can you place the tubes to either make the ball move quickly or slowly?

Can you create two paths for the ball?

Can you make the ball go uphill?

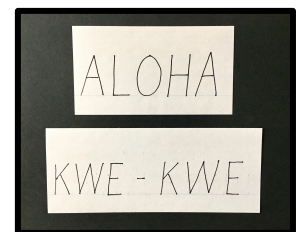


- 5) Play with your Halloween playdough.

*Would you like to make jack-o-lanterns with happy, sad, or scary faces?*




- 6) Add "Aloha" and "Kwe-kwe" to your ways to say "hello".



- 7) Play Alphabet Bingo.

Challenge – Can you match the upper-case letters with the lower-case letters on your card?



- 8) Build with your recycled materials.

*Would you like to use markers, paint, or construction paper to color the tubes, boxes or cardboard?*

*What you would like to build – an airport, a house, a zoo, a sunflower house, "circle land" or something else?*



- 9) Do the "Halloween Freeze Dance"!

<https://www.youtube.com/watch?v=ho8NXCvwEIY>